

Garage door



Generally constructed of ultra-strong interlocking lath filled with a solid a CFC-free insulating polyurethane foam and protected by a multiple layer of special extreme weather coating in a choice of colours that are maintenance free and will never need painting.

They have draught proof seals down each side and across the bottom with no unstable tracks or scissor mechanisms to trap unsuspecting fingers. Automatic operation by remote control and an optional extra security key switch which can be externally mounted, gives ease of operation, extra convenience and security.

Motor:-

All garage doors are powered by a 240v tubular motor, which is discreetly housed within the barrel of the door. The integrated limits will automatically stop the door at the top and the bottom of the opening, and each motor is inclusive of a manual override facility to enable the door to be manually opened in the event of a power failure.

Somfy Motors:-

Somfy tubular motors are universally acknowledged as being at the forefront of roller door drives. Their smooth and quiet operation ensure its still the preferred choice of manufacturers and fitters around the globe. The unique push button limit settings make the installation even easier and quicker.

Standard Motors:-

For a more economical choice, Our doors can also be supplied with an alternative tubular motor, which is also inclusive of a manual override facility. The limits can be effortlessly set by the more conventional method of a screw mechanism.

Standard Garage Door:-

The concept merges all the advantages and convenience of a powered operated rolling shutter with the aesthetics required for a truly outstanding garage door. This exceptional, yet pleasantly priced insulated roller garage door has been specifically designed to improve on many of the virtues of both sectional overhead doors and traditional steel roller shutters.

The tightly coiling nature of the door curtain allows you to achieve optimum drive through clearance, ideal for people carriers and 4 x 4s, whilst the smooth vertical opening enables you to park right up to the door. The handy pocket transmitter means that you no longer need to leave the comfort of your car to open or close the door, perfect for those wet and windy days.



BI-FOLD ROLFE LTD
Industrial Door Specialist

UNIT 4, CALCOT MOUNT, CALCOT LANE, CURDRIDGE, HAMPSHIRE SO32 2BN
Tel: (01489) 780099 Fax: (01489) 780090
E-Mail: sales@bifoldrolfe.com www.bifoldrolfe.com

Roll Diameter:-

All of the height calculations are based upon a 70mm octagonal axle. Please call to verify your plate details prior to ordering.

Construction:-

The 77mm x 19mm profile of our garage doors is the industry's leading product in insulation and sound reduction. The strength of the profile has also been vigorously tested, and spans openings of up to 5800mm. For those applications that require light or vision to pass through the door, non-insulated punched and glazed slats can be incorporated into the door curtain.

Side Guides:-

The side guides are available in two sizes, the standard 90mm x 37mm, or the slimmer 75mm x 34mm, which will create even more width if the door is fitted within the opening. Double brush seals are supplied in all guide channels, to both eliminate draughts, and to assist in the smooth operation of the curtain. Every Garage Door has powder coated guide channels as standard.

Standard Head Plate:-

When fully retracted, the curtain of our garage door is housed between two pre-cast aluminium head plates, which are in turn connected to the vertical side guides via a cast aluminium peg. This helps distribute the weight at the head of the door downwards into the side guides. The option of a back and front cover increases protection from the weather, whilst further enhancing the appearance of the door. Every Garage door is individually made to measure so that it fits your garage

millimetre perfect. It's foam filled insulated core keeps sound and heat loss to a minimum, whilst it's corrosion resistant, polyester powder coated outer skin means that maintenance is minimal, ensuring your door continues to look good year after year, representing a sound investment for your property.

Compact Doors:-

Introducing our compact garage doors, the ideal choice for garages with very little or no headroom at all. The compact offers all the benefits of its bigger brother, but in a condensed design to help utilise as much space as possible.

As Compact is constructed using a 55mm x 13.5mm slat, the coil is even smaller and tighter, allowing headroom from as little as 205mm. Its versatility means that it's the perfect solution for garages up to 3000mm wide.

The Compact is available in a number of colour options, all produced from the same corrosion resistant insulated aluminium as used on the standard. If the benefits of an insulated roller door look appealing, but the application cannot accommodate a standard, the compact could be just the answer.

Roll Diameter's:-

All of the height calculations are based upon a 60mm octagonal axle. Please call to verify your plate details prior to ordering.

Construction:-

The 55 x 13.5mm profile of the Compact is the industry's leading product in insulation and sound reduction. Its slimmer design allows it to coil tighter, therefore requiring smaller head plates than standard. The strength of the profile has also been vigorously tested, and spans openings of up to 3000mm.

Side Guides:-

The side guides are available in two sizes, the standard 75mm x 27mm for doors on 250mm head plates, or the slimmer 66mm x 27mm for doors on the 205mm head plates, which will create even more width if the door is fitted within the opening.



BI-FOLD ROLFE LTD
Industrial Door Specialist

UNIT 4, CALCOT MOUNT, CALCOT LANE, CURDRIDGE, HAMPSHIRE SO32 2BN
Tel: (01489) 780099 Fax: (01489) 780090
E-Mail: sales@bifoldrolfe.com www.bifoldrolfe.com

Double brush seals are supplied in all guide channels, to both eliminate draughts, and to assist in the smooth operation of the curtain. Every Compact has powder coated guide channels as standard.

Remote Control Unit:-

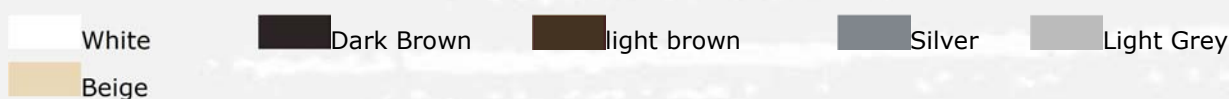
The remote control unit ensures operation is effortless. The standard kit comprises of two pocket sized transmitters with protective covers, a built on courtesy light, and the option of either a pre-wired reflective photocell, or the revolutionary light grid safety package. The receiver itself is pre-wired with a 13 amp plug, another significant benefit when installing the door.

The light grid safety package comprises of two slimline tracks which are simply fitted to the back of the door guides. The tracks are equipped with optical elements which produce an invisible array of 34 infra red beams in a cross grid pattern. It is incredibly effective and detects children, pets, vehicles and physical obstructions within the door way - raising roller door safety to a new level.

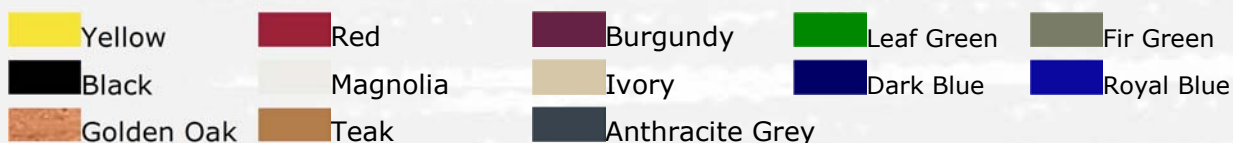
Unlike the safety edge systems which only respond to accident or collision the light grid prevents any chance of an unwanted collision. It is sure to last due to the hardwired design which doesn't require any batteries, magnets or radio controlled transmitters.

Standard Colours: -

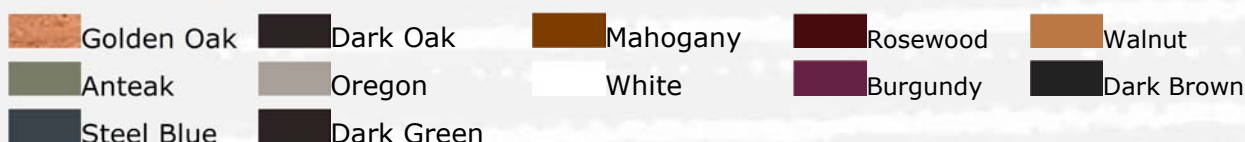
The extensive range of available colours ensures that our doors blend in perfectly with the majority of it's surroundings. Even the increasing demand for simulated wood grain UPVC windows & doors are catered for, whilst the high quality powder coated corrosion resistant finish of all the exposed parts makes it the number one choice for external applications.



Non Standard Colours:-



Textured Wood grain:-



BI-FOLD ROLFE LTD
Industrial Door Specialist

UNIT 4, CALCOT MOUNT, CALCOT LANE, CURDRIDGE, HAMPSHIRE SO32 2BN
Tel: (01489) 780099 Fax: (01489) 780090
E-Mail: sales@bifoldrolfe.com www.bifoldrolfe.com